



Band Virtual Learning

6th Grade Flute

May 15th, 2020












6th Grade Flute
Lesson: May 15th, 2020

Objective/Learning Target:

Students will be identifying and playing both reviewed and new rhythms by counting and clapping or on their instrument.

Review:

NOTE VALUES AND RESTS

Notes	Names	Rests
	Whole	
	Half	
	Quarter	
 ()	Eighth	

Review:

COUNTING METHOD

- When the quarter note receives one count ($\frac{2}{4}$, $\frac{3}{4}$, $\frac{4}{4}$, $\frac{5}{4}$, etc.), use the following measure-wise counting method (pronounced: one and two and three and four and):



- For the four-fold division of the beat (sixteenth notes) and its variations, use 1 e & a (pronounced: one ee and a):

$\frac{4}{4}$ 1 e & a 2 e & a 3 & 4 &
 1 & a 2 & a 3 & 4 &
 1 e & 2 e & 3 & 4 &
 1 (e &) a 2 (e &) a 3 & 4 &

Review:

Remember from last week...

- A *dot* after a note or rest adds half of the value of the note/rest it follows.

Example: $\text{dotted quarter} = \text{quarter} + \text{eighth}$ $\text{dotted eighth} = \text{eighth} + \text{sixteenth}$

Learning New Rhythms!

Go through each line. Set a metronome (free online [HERE](#)), count first, then play. If you have the ability, record and then play back to review your work!

Use the new Rhythm Keys to work through the new exercises.

Take it one measure at a time. Go Slow and Steady. Always count first!

Rhythm Keys Eighth Note/Two Sixteenth Note Combinations

Four musical staves in 2/4 time, each with a repeat sign. The notes and their corresponding counts are as follows:

- Staff 1: Quarter note, eighth note, eighth note, quarter note. Count: 1 e & 2 &
- Staff 2: Quarter note, eighth note, eighth note, quarter note. Count: 1 & 2 e &
- Staff 3: Quarter note, eighth note, eighth note, quarter note. Count: 1 e & 2 e &
- Staff 4: Quarter note, eighth note, eighth note, quarter note. Count: 1 2 e &

Four musical staves in 2/4 time, each with a repeat sign. The notes and their corresponding counts are as follows:

- Staff 1: Quarter note, eighth note, eighth note, quarter note. Count: 1 & a 2 &
- Staff 2: Quarter note, eighth note, eighth note, quarter note. Count: 1 & 2 & a
- Staff 3: Quarter note, eighth note, eighth note, quarter note. Count: 1 & a 2 & a
- Staff 4: Quarter note, eighth note, eighth note, quarter note. Count: 1 2 & a

Practice: Apply Rhythm Key

Rhythm Key Eighth Note/Two Sixteenth Note Combinations

1 e & 2 & 1 & 2 e & 1 e & 2 e & 1 2 e &

Practice: Apply Rhythm Key

Rhythm Key Eighth Note/Two Sixteenth Note Combinations

Four musical staves in 2/4 time, each with a repeat sign at the beginning and end. The notes and their corresponding counts are as follows:

- Staff 1: Quarter note, eighth note, eighth note, quarter note. Counts: 1 & a 2 &
- Staff 2: Quarter note, eighth note, eighth note, quarter note, eighth note, eighth note. Counts: 1 & 2 & a
- Staff 3: Quarter note, eighth note, eighth note, quarter note, eighth note, eighth note. Counts: 1 & a 2 & a
- Staff 4: Quarter note, eighth note, eighth note, quarter note, eighth note, eighth note. Counts: 1 2 & a

Four measures of musical notation in 2/4 time. Each measure contains a quarter note followed by an eighth note and another eighth note. The notes are: G4, A4, B4, C5, D5, E5, F5, G5.

Four measures of musical notation in 2/4 time. Each measure contains a quarter note followed by an eighth note and another eighth note. The notes are: G4, A4, B4, C5, D5, E5, F5, G5.

Four measures of musical notation in 2/4 time. Each measure contains a quarter note followed by an eighth note and another eighth note. The notes are: G4, A4, B4, C5, D5, E5, F5, G5.

Lets Get Crazy

Rhythm Key Eighth Note/Two Sixteenth Note Combinations

Four musical staves in 3/4 time, each showing a different rhythmic pattern of eighth and sixteenth notes. Below each staff is a counting cue:

- Staff 1: 1 & 2 e & a 3 e &
- Staff 2: 1 e & 2 e & a 3 &
- Staff 3: 1 e & 2 e & 3 e & a
- Staff 4: 1 e & 2 e & a 3 e &

Two musical staves in 3/4 time, each showing a rhythmic pattern of eighth and sixteenth notes. The top staff has four measures, and the bottom staff has four measures.



Let's Check Your Work

This video goes through all of the rhythms from this packet. Use this as a resource to check your work and as a way to be able to practice along with someone!

Click [HERE](#) for video.